

新标准英语一起十二册

Module 7 Unit 2 She couldn't see or hear.教学设计

长海县四块石小学 杨春莲

【教学目标】

语言知识目标：

功能：介绍人物生平事迹

语法：全体学生能运用：She couldn't see or hear.

词汇：全体学生能理解、运用：born , illness, round, all over the world.

语音：进一步强化语音语调，初步达到语调达意

语言技能目标：

1.全体学生能听懂、说：She couldn't see or hear.

2.全体学生能朗读课文，阅读相关短文

3.全体学生能写出 4-5 个语句，介绍有影响力的榜样人物。

运用：全体学生能运用已学语言介绍有影响力的榜样人物。

学习策略： 尝试阅读英语故事及其他英语课外读物（读人物传记）

文化意识：乐于感知并积极尝试使用英语，在学习和日常交际中，能初步注意到中外文化异同。

情感态度：乐于接触外国文化，增强祖国意识。

任务：介绍有影响力的榜样人物。

【教学重点】能够讲述 Helen Keller 的生平事迹。

【教学难点】能运用所学语句，介绍介绍有影响力的榜样人物。

【教学准备】CD-ROM, PPT

【教材内容】

MODULE 7

Unit 2

She couldn't see or hear.

1. Listen and chant.




Helen couldn't see.
But she could read.
Helen couldn't hear.
But she could talk.



2. Listen and read.

Helen Keller was born in the US in 1880.
She had an illness at nineteen months old.
After that she couldn't see or hear.



But she learnt to read,
write and speak. It was
difficult, but Helen was
clever and she tried hard.



Helen travelled round the world
and told her story. She also wrote
books and helped blind people.

She was famous all over the world.
She is a model for blind people,
and also for you and me.

41

3. Read and complete.



She couldn't see or hear.



She learnt to _____.



She learnt to _____.



She is a _____ for blind people.

4. Listen and say. Then sing.

WHEN I WAS A BABY



42

5. Ask and answer. Then guess.

Where did I go?

I went there on Saturday.
I spent three hours
there. I could see lots of
animals. Where did I go?

Did you go
to the zoo?

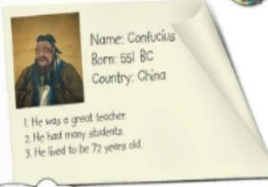
Did you go
to a farm?

Yes, I did.

No, I didn't.

6. Draw, write and report.

Make a poster about a famous person and talk about him/her.



Who is he?

He is Confucius.

When was he born?

He was born in...

43

【教学过程】

Step 1.Revision and lead in

1. Greeting.

2. Free talking.

T: Look at this man, he's a taikonaut. He is very famous.He flew into space in Shengzhou V. Who is he?

Ss: Yang Liwei.

T: He is a model for Chinese people.



(通过对上个单元所学故事人物杨利伟---这一榜样人物话题，导入本课新授。)

Step 2. Task Presentation

T: Today, we'll learn the story about famous person, and talk about the influential model.

Task

1.Learn the story about famous person.

学习名人故事

2.Talk about the influential model.

谈论有影响力的榜样人物

(任务呈现，让学生明确学习目标，产生学习愿望，积极主动地参与到学习中。)

Step3. Text learning

T: This is another famous person. She was an American writer, Helen Keller. She was famous all over the world. (Teach : all over the world) Helen Keller was born in the US in 1880. (Teach the word: born)

Look and say

She was an American writer. 

Helen Keller 

Helen Keller was **born** in the US in 1880.

She was famous **all over the world.**
全世界

1. Watch and answer.

T: What could Helen Keller do? What couldn't Helen Keller do?

(Let them Listen and chant.)

Watch and answer



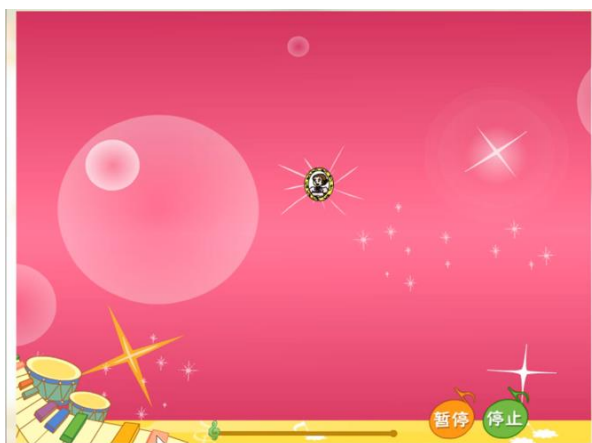
Helen Keller was **born** in the US in 1880.

What **could** she do?

What **couldn't** she do?

Helen Keller







Ss: She couldn't see or hear. She could: read and talk.

让学生注意 or , and 的使用区别。

Ask and answer



Helen couldn't see.
But she could read.
Helen couldn't hear.
But she could talk.



Read


1. What *couldn't* she do?

She couldn't see or hear.

2. What *could* she do?

She could read and talk.

并列结构中，or 通常用于否定句，and 用于肯定句中




Then, chant together.

2. Watch and answer.

T: When Helen was born, she is healthy, but, Why couldn't she see or hear?

Watch and answer




3. Why couldn't she see or hear?

She had an illness at nineteen months old.

ill + ness = illness

生病的 adj. 疾病 n.



(Let them watch the CD-ROM and find.) Teach the word: illness.

3. Read Paragraph 2 and answer: What did she learn?

Read and answer

4. What did she learn?



P2

But she learnt to read, write and speak.
It was very difficult, but Helen was clever and she tried hard.

read



write



speak



3. Listen, imitate and answer: What did she do when she grew up?

Then, teach the word: round.

Listen, imitate and answer

5. What did she do when she grew up(长大)?



P3

Helen travelled round the world and told her story. She also wrote books and helped blind people.

P4

She was famous all over the world. She is a model for blind people, and also for you and me.

round {
adv. 在...各处 round the world
adj. 圆形的



Ss: She also wrote books and helped blind people.

T: Yes! In her books, she told us: Keep your face to the sunshine and you cannot see a shadow.



T: What do you think of Helen Keller?

Look and say

6. What do you think of Helen Keller?

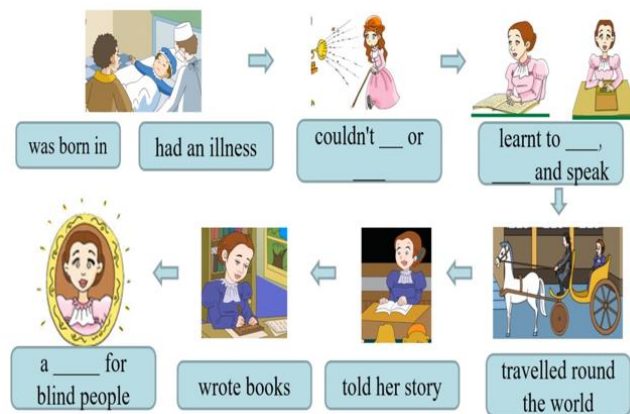


She is a _____ for _____,
and also for _____.

T: And she's brave and hardworking.

4. Retell the text.

Retell the text



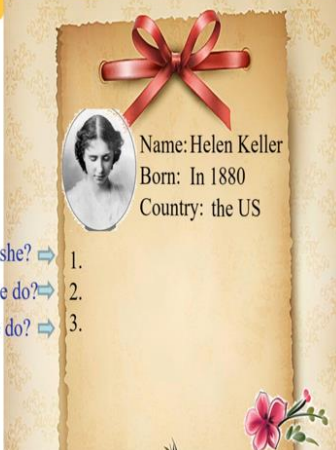
(以思维导图向学生出示 Helen Keller 人物简介，并将教材中 chant 部分也整合到大课文的教学内容中来，使教学活动更完整，更契合。以主线问题驱动学生独立思考、分析，形成语篇学习策略，为学生搭建语篇学习的支架。听说读结合，培养学生的语篇阅读、理解能力。)

Step 4. Practice

1. Look and say: A poster for you.

T: Good job, children, a poster for you. Look and say.

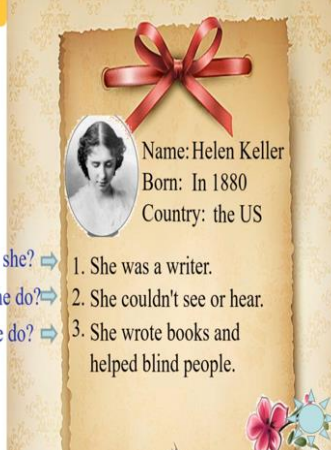
Look and say



Name: Helen Keller
Born: In 1880
Country: the US

What was she? ⇒ 1.
What couldn't she do? ⇒ 2.
What did she do? ⇒ 3.

Look and say



Name: Helen Keller
Born: In 1880
Country: the US

What was she? ⇒ 1. She was a writer.
What couldn't she do? ⇒ 2. She couldn't see or hear.
What did she do? ⇒ 3. She wrote books and helped blind people.

2. Read and complete.

T: Can you help me to finish this poster? Please read and complete.

Read and complete

Zhang Haidi is a famous writer. She was born in 1955 in China. She had an illness at five years old. Then she couldn't walk. But she learnt hard. When she grew up, she wrote many books and helped many young people. She said "As long as the heart is still beating, we should study hard." (只要心还在跳, 就要努力地学习。)



Name:
Born:
Country:

1.
2.
3.

Read and complete

Zhang Haidi is a famous writer. She was born in 1955 in China. She had an illness at five years old. Then she couldn't walk. But she learnt hard. When she grew up, she wrote many books and helped many young people. She said "As long as the heart is still beating, we should study hard." (只要心还在跳, 就要努力地学习。)



Name: Zhang Haidi
Born: In 1955
Country: China

1. She is a famous writer.
2. She couldn't walk.
3. She wrote many books and helped many young people.

(以 poster 为情境依托, 充分调动学生积极性的同时, 扩展阅读, 也引导学生归纳应如何对榜样人物进行描述, 为进一步拓展孩子语言输出和综合运用的能力打下基础。)

Step5. Task completion

1. Talking: The influential model.

Talking. **The influential model**

Wang Yaping
Name: Wang Yaping
Born: 1980
Country: China
taikonaut
In October, 2021
flew into ---Shenzhou XIII ,
spent six months ,
came back to the earth,
is called “摘星星的妈妈”

Yuan Longping
Name: Yuan Longping
Born: 1930
Country: China
Scientist (科学家)
spent many days in the field
worked hard
Invented a new kind of rice

Confucius(孔子)
Name: Confucius(孔子)
Born: 551 BC
Country: China
a great teacher
had many students
went around China
lived to be 72 years old

Zhong Nanshan
Name: Zhong Nanshan
Born: 1936
Country: China
a great doctor , a hero(英雄)
did a lot of work during
the COVID-19(非典)
works hard
helps sick(病人)

be proud of

T: To study hard, and you'll be the model for the others in the future!

(交际运用，言之有物，大胆输出，用学生们熟知的榜样人物，并结合当下热点事件与人物为话题材料，促进学生综合语言运用能力的发展，达到本课学习目标。)

Step 6. Summary & Homework

1. Sum up

T: What have we learnt today? We learnt the new words and how to talk about the influential model.

Do a summary

Words:

born , illness , round , all over the world

Sentence structures:

主语 + 动词过去式

★ *the story about famous person*

★ *the influential model*

2. Have a test.

小检测

can't, couldn't

1. Sam couldn't swim when he was one year old.

and, or


2. Daming can't dance or sing.

3. Homework.

Homework:

必做: 1. 听读、尝试复述课文。
2. 掌握本课词句。

选做: 向家人或同伴介绍有影响力的榜样人物，
写一写或制作人物海报。



（设计意图：培养学生的归纳总结能力，升华重点，回归本课话题功能。分层作业兼顾全体学生的能力，使各层次学生都有不同程度的发展。）