

新标准英语一起第七册

**Module2 Unit2**  
**Amy painted a picture.**

四块石小学

刘婷婷

## Module2 Unit2 Amy painted a picture. 教学设计

(语言知识目标) 谈论自己和他人不久以前做的事情

(语言结构) 一般过去时

(教学目标)

1. 语言知识目标:

a. 词汇: 学生能够会听, 说, 读, 写并会运用本课单词 Mr, paint, phone

b. 目标语句: 学生能理解和运用本模块的目标语句

Amy painted a picture.

2. 语言技能目标: a. 能听懂会说 Amy painted a picture.

b. 能够认读单词: Mr, paint, phone

c. 全体学生能写出 1-2 个与本模块相关的语句。

3. 情感态度目标: 敢于开口, 表达中不怕出错, 乐于感知并积极尝试使用英语。

(教学重、难点)

重点: 谈论自己不久以前做的事情。

难点: 能够用一般过去时谈论自己和他人不久以前做的事情。

(教学准备) PPT 课件, task paper, 卡片

(教材内容)



## 教学过程

Step 1.Revision and lead in :

- a. Greeting:
- b. First, let's say a chant together.

T: Oh, what a busy day? They did many things yesterday.Can you tell me what did you do yesterday?



- c. Let's see what did the pigs do last Sunday?(watch and answer)

Watch and answer:

They cooked noodles.



- d. Let's listen and imitate.

Step II. Presentation

Today let's learn Module2 Unit2 Amy painted a picture. The task is to talk about the past activities with the past tense. Look at the blackboard , this is a family tree,but there are no leaves.So let's add the loving leaves to the trees.Let the tree get beautiful.OK?We also have a match between boys and girls. Let's see who can get more leaves?

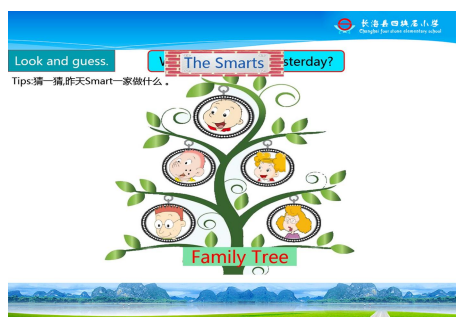
### Step III.Text Learning

a. Look at this picture ,this is a family tree of the Smarts. Who is he?

S: He is Mr Smart.(teach ‘Mr’)Then compare the words.



b. There are five people in his family. Let’s watch who are they?(粘头饰)



c. Do you want to know what did they do yesterday? Let’s listen and match.(task paper) Then check the answer.

T:What did Mr Smart do yesterday? What about Tom?

S: He cooked noodles.Tom helped him.

T:What did Ms Smart do? S:She phoned grandma.(板 cooked, helped, phoned, Teach ‘phone’)

**Listen and match:**

Look and guess. **The Smarts yesterday?**

Tips:猜一猜昨天Smart一家做什么。

helped

cooked

phoned

Family Tree

phone → [əʊn]

stone

lone

tone

Look and guess. **The Smarts yesterday?**

Tips:猜一猜昨天Smart一家做什么。

helped

watched

cooked

painted

phoned

Family Tree

以不发音e结尾的动词，过去分词直接加!

T: What did Sam do yesterday? What about Amy? (板 watched, painted.

Then teach paint)

He painted an \_\_\_\_\_.

She \_\_\_\_\_.

d. Let's listen and imitate. Then think: Do you like a family like this?

**Listen and imitate**

Think: Do you like a family like this?

Love your family, enjoy your life.

So we should love your family ,enjoy your life.

e. Now let's describe The Smarts' yesterday. You can according to the key words or these pictures in your group. One student one drill.

**Describe**

The Smarts yesterday?

helped

watched

cooked

Family Tree

phoned

Painted

Sum up:一般过去时的变化及发音 Then do some practice.

动词规则变化, 词尾加ed, 发音有不同.

Let's practice.

1. I        my grandma yesterday.  
A. phoned  B. phoned

2. He        his trousers yesterday.  
A. wash  B. washed

3. She        TV last Sunday.  
A. watch  B. watched

Step IV. Practice.

a. Children, I will introduce a new friend to you . Her name is Mengeng.

Let's see what did she do yesterday? Listen and number. Then check.

Listen and number:

What did she do yesterday?



( 1 ) ( 3 ) ( 4 ) ( 2 ) ( 5 )

b. Do you want to know more children's yesterday? Play a guessing game.



Do you want to know more children's yesterday?

**Guessing game**  
猜猜他/她昨天做了什么?

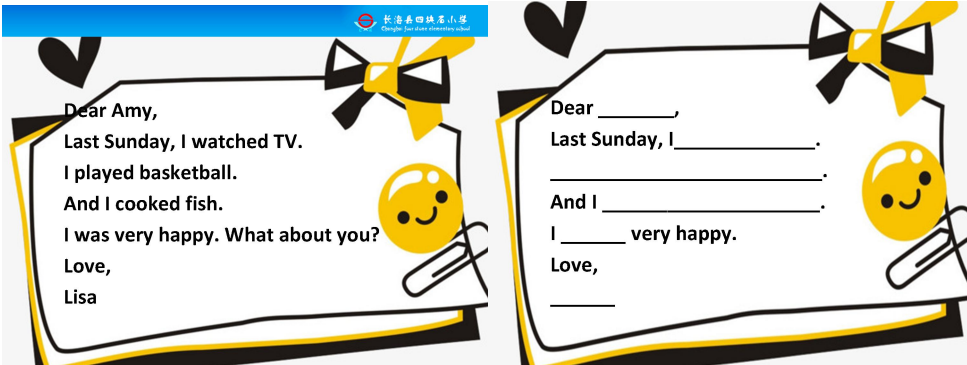



**He washed his trousers.**

**She painted a picture.**

Step V. Completion.

- a. In this class we know The Smarts' yesterday. Do you want to tell them your yesterday. Now look ,I want to share my yesterday with Amy. Please read together. You can choose one people to share your yesterday.
- b. Now let's write down.



Dear Amy,  
Last Sunday, I watched TV.  
I played basketball.  
And I cooked fish.  
I was very happy. What about you?  
Love,  
Lisa

Dear \_\_\_\_\_,  
Last Sunday, I \_\_\_\_\_.  
\_\_\_\_\_  
And I \_\_\_\_\_.  
I \_\_\_\_\_ very happy.  
Love,  
\_\_\_\_\_

Step VI. Homework.

- a. What have we learnt today? We learnt how to talk about your past activities with the past tense.
- b. Have a test.
- c. Let's see the family is beautiful now. Do a good job.
- d. Homework

板书设计:

