

Module2 Unit1 I helped my mum. 教学设计

(语言知识目标) 谈论自己和他人不久以前做的事情

(语言结构) 一般过去时

(教学目标)

1. 语言知识目标:

- a. 词汇: 学生能够会听, 说, 读, 写并会运用本模块单词 skirt, clean, finish, dirty.
- b. 目标语句: 学生能理解和运用本模块的目标语句

I cleaned my room. I washed my trousers. I helped my mum.

2. 语言技能目标:
 - a. 能听懂会说 I helped my mum.
 - b. 能够认读单词: skirt, clean, finish, dirty.
 - c. 全体学生能写出 1-2 个与本模块相关的语句。
3. 情感态度目标: 乐于感知并积极尝试使用英语。

(教学重、难点)

重点: 谈论自己不久以前做的事情。

难点: 能够用一般过去时谈论自己和他人不久以前做的事情。

(教学准备) PPT 课件, task paper, 卡片

教学过程

Step 1. Warm up and lead in :

- a. Greeting:
- b. First, let's see some pictures about my yesterday. Yesterday, I washed my shirt. I cleaned my desk. And I helped my mum. Let's see what did they do, yesterday?(watch and answer)



c. Teach the new word.(skirt)



d. Let's chant together.

Step II. Presentation

Today let's learn Module2 Unit1 I helped my mum. Look this is my moments,I shared my yesterday with my friends,and they give me their likes. In this class, we will post a moment,and share your yesterday with your friends with the past tense. We also have a match between boys and girls. Let's see who can get more cards?



Step III.Text Learning

a. Look at this picture ,Daming's mum was so happy. Why? Let's see what did Daming do yesterday? (Watch and tick)



Watch and tick.

What did Daming do yesterday?



Let's check.

Daming ... yesterday.


 helped his mum (✓)	 finished his homework (✓)	 played football ()
 cleaned his room (✓)	 washed his trousers (✓)	 rode his bike ()

b. Let's check our answer.(板书: cleaned,finished,washed,helped)

c. Teach the new words: Yesterday,I cleaned my room. Pay attention to 'ed' pronounce /d/. Look this is my desk,what a mess. So I cleaned my desk, it's clean.(讲授 clean 的两种词性)

Yesterday.

I clean **ed** my room.
[d]




I cleaned my desk. It's clean.

打扫、整理 干净的




d. Then teach the new words:finish,dirty

I finish **ed** my homework.
[t]



Because Daming's trousers were very **dirty**.



dirty ← ir [ɜ:]

- bird
- girl
- shirt
- skirt

e. Children,Daming did many things yesterday. What do you think of Daming? Let's listen and repeat.

Listen and repeat:

What do you think of Daming?
你认为Daming怎么样?

Daming, you are a _____ boy.



Daming ,you are a good/clever/helpful boy.So we should learn from

Daming.

f. Let's listen and repeat. And find the words with "ed". Then say a chant together. Eg: clean-cleaned-I cleaned my room...



g. Sum up: 总结一般过去时的规则变化 Then do some practise.

动词过去式规则变化

cleaned	} 直接加ed
finished	
washed	
helped	

时间标志词: yesterday, last...ago, before...

Let's practice.

1. I cleaned my room yesterday.
A. clean cleaned

2. I washed my trousers yesterday.
A. wash washed


3. I watched TV last Sunday.
A. watch watched

h. Now let's describe Daming's yesterday. You can according to the key words or these pictures in your group. One student one drill.



Step IV. Practice.

a. Children, let's see Daming's moments. There are no pictures on it. Now let's listen and number. Then check. (学生边汇报, 边板书)



Let's give a like to Daming.(点赞， 板书红心)

b. Lingling also gives her a like. Now let's help Lingling share her moments. Please talk about it in your group.



Step V. Completion.

a. Do you remember today's task? Now let's share your moments in your group. First you choose the pictures and stick it on the paper, then share your moments in your group.



b. Now let's write down.

Step VI. Homework.

a. What have we learnt today? We learnt how to talk about your past activities with the past tense.

b. Let's see who is the winner? What can you find ?

(总结加 ed 的词的发音，放在浊辅音后读/d/，清辅音后读/t/。